



Champions Fun Learning Centre – Feedback Report 2012

1. Summary of Results

At the end of the 2011-12 academic year, parents were sent a questionnaire to complete regarding their views on the service provided by Champions Fun learning Centre. The response rate for this questionnaire was 57%. The key results of the questionnaire were as follows:

- 100% of parents indicated that they would recommend this service to family and friends;
- 97% of parents felt that their child's needs are being met by the service;
- 98% noticed an improvement in their child's academic performance since attending the learning centre;
- 95% of parents have noticed an improvement in their child's confidence/attitude since starting the program;
- 80% stated that their child/children had rated their experience as 'excellent' or 'outstanding', with no significant difference in ratings between key stage groups;
- 76% rated the level of information received in regards to their child's progress as 'excellent' or 'outstanding', with the remaining 24% rating it as 'good';
- One-to-one tutoring, followed by the relaxed teaching setting, was identified as the most popular aspect of the programme with both parents and pupils overall;
- The most common suggestions made by respondents to improve the service were test preparation (especially work to improve work speed) and more comprehension.
- All parents and pupils were happy with service and learning milestones and outcome.



2. Breakdown of Results

This section contains graphs and tables detailing the results of the questionnaire. The charts demonstrate overall results, with Key Stage results provided in the adjacent tables (note that percentages given may not add to 100 due to rounding).

Note that in (2.2), (2.3) and (2.4); many respondents selected more than one response, of which each was counted once with equal importance. Therefore the percentages shown are of a number higher than the total number of respondents.

Response Rates			
Key Stage	Number of Pupils	No. Respondents	Response Rate
1	16	12	75%
2	46	24	52%
3	37	16	43%
4	7	7	100%
Total	106	59	56%

(2.1): Questionnaire response rates

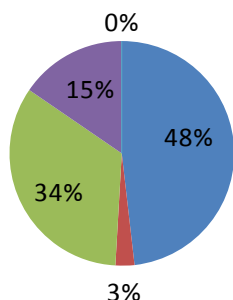
Response Rates			
Key Stage	Number of Pupils	No. Respondents	Response Rate
1	16	12	75%
2	46	24	52%
3	37	16	43%
4	7	7	100%
Total	106	59	56%

(2.1): Questionnaire response rates



What do you like best about the learning centre?

- The one-to-one tutoring
- The fun element
- The relaxed teaching setting
- Friendliness of staff
- Other

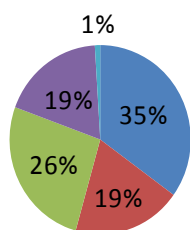


Key Stage	KS 1	KS2	KS3	KS4	Total
The one-to-one tutoring	46%	48%	50%	50%	48%
The fun element	0%	8%	0%	0%	3%
The relaxed teaching setting	46%	30%	28%	36%	34%
Friendliness of staff	8%	15%	22%	14%	15%
Other	0%	0%	0%	0%	0%

(2.2): The most popular aspect of the programme with parents is the one-to-one tutoring, followed by the relaxed teaching setting. This trend is visible across all key stages.

What does your child like best about the learning centre?

- The one-to-one tutoring
- The fun element
- The relaxed teaching setting
- Friendliness of staff
- Other



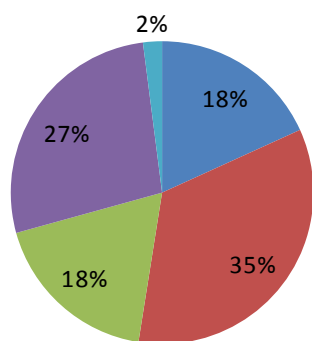
Key Stage	KS 1	KS2	KS3	KS4	Total
The one-to-one tutoring	22%	38%	36%	47%	35%
The fun element	22%	22%	14%	20%	19%
The relaxed teaching setting	22%	30%	25%	27%	26%
Friendliness of staff	35%	11%	21%	7%	18%
Other	0%	0%	4%	0%	1%



(2.3): The most popular aspect of the programme with most pupils is the one-to-one tutoring, followed by the relaxed teaching setting. This trend is similar across key stages 2, 3, and 4. Key Stage 1 pupils rate the friendliness of staff as their favourite element of the programme, with the other options evenly sharing the remaining votes.


What does your child think of the learning experience?

■ Fun ■ Challenging but rewarding ■ Manageable ■ Great tutors ■ Other

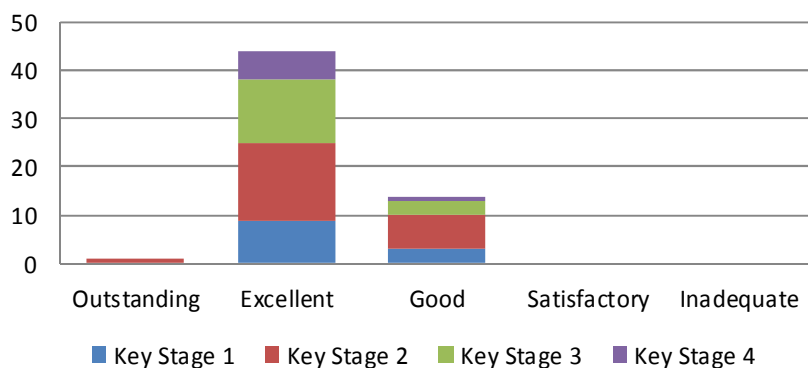


Key Stage	KS 1	KS2	KS3	KS4	Total
Fun	39%	14%	11%	8%	18%
Challenging but rewarding	13%	42%	36%	50%	35%
Manageable	9%	17%	25%	25%	18%
Great tutors	35%	25%	29%	17%	27%
Other	4%	3%	0%	0%	2%

(2.4): Overall, the most popular answer was 'challenging but rewarding', followed by 'great tutors'. One notable trend is that KS1 pupils have rated 'fun' and 'great tutors' as the principle descriptors of the learning experience, however moving through the key stages, it is evident that more pupils describe the experience as 'challenging but rewarding' and fewer describe the experience as 'fun'.



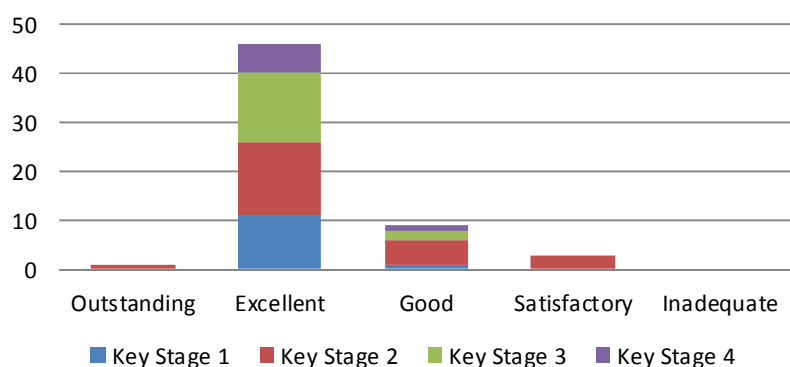
How would you describe the information given to you relating to your child's progress at the learning centre?



Key Stage	KS 1	KS2	KS3	KS4	Total
Outstanding	0%	4%	0%	0%	2%
Excellent	75%	67%	81%	86%	75%
Good	25%	29%	19%	14%	24%
Satisfactory	0%	0%	0%	0%	0%
Inadequate	0%	0%	0%	0%	0%

(2.5): 77% of parents rated the level of information provided as 'outstanding' or 'excellent'. This high level of satisfaction can be seen across all the Key Stage groups.

How would your child rate the experience at the learning centre?




Key Stage	KS 1	KS2	KS3	KS4	Total
Outstanding	0%	4%	0%	0%	2%
Excellent	92%	63%	88%	86%	78%
Good	8%	21%	13%	14%	15%
Satisfactory	0%	13%	0%	0%	5%
Inadequate	0%	0%	0%	0%	0%

(2.6): Overall, 80% of children rated their experience as 'excellent' or 'outstanding'. No significant difference in ratings between key stages is observed.

Champions Fun Learning Centre

"Inspiring Young minds"



Feedback Report 2012

There were only 20 students who were enrolled at the centre for a full academic year (2011-2012). Their school reports and tests done at the centre along with formative assessments showed their academic performance to be either at or above the required national level. In fact, 16/20 (80%) were at or above the national levels.

The centre is working in different areas with children in order to improve the rate so that we can have a 100% success rate.